




I Can't Draw...Until I Practice! Fences & Gates



Read, like a book, from left to right. Look for the simplest shapes and start there. One at a time, add shapes and lines until the picture is complete. Practice! Practice! Practice! I looked at actual objects and photos to figure out how to draw these images. Step by step lessons build confidence, but drawing from life, that's the best. Mistakes are our friends. Enjoy making "mistakes", goofy drawings you might not like; it is how we learn.

- "Mo" M.C.Gillis

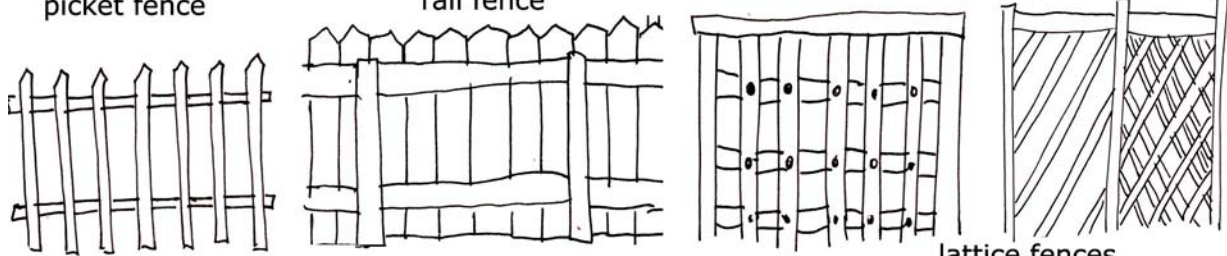
Gates & fences are architectural objects, designed by people and often made by machine. They are made of straight and curved lines. Practice drawing lines without a ruler.




picket fence

rail fence


chain link fence- complex & simple





lattice fences



rod iron fences



I draw the shape(s) or line(s) that look the closest to me first. To become skilled at drawing structures, I practice drawing all different kinds of lines and shapes every chance I get.



I Can't Draw... Until I Practice! ♥ Copyright © All Rights reserved ♥ "Mo" M.C.Gillis

This may be copied for personal use & sharing, not for commercial use.

Contact artist, mo@expandingheart.com, to give feedback or negotiate commercial & non-profit agreements.

More downloads at www.expandingheart.com & www.awesomeartists.com.